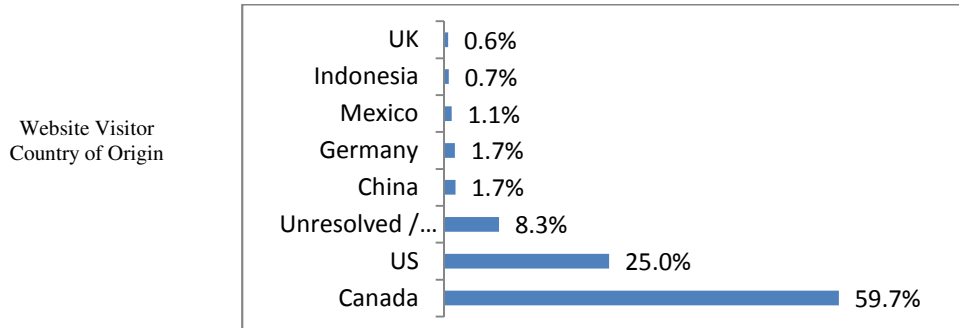


INVEST KOOTENAY WEBSITE INDICATORS

The www.InvestKootenay.com website offers a one-stop shop for investors, providing access to community profiles, recent news, success stories, sector profiles, resources, and opportunity listings.

492,743 hits, and 22,087 visits, 92,433 page visits, and 371,336 files viewed in 2009

Users most likely to visit the website were from Canada (60%) and the United States (25%), followed by China (2%), Germany (2%), Mexico (1%), Indonesia (1%) and the UK (1%)



Most popular pages on the IK website included the recent news archive (51%), home page (21%), opportunity listings and registration (13%), and map of communities (4%)

INVESTORS-OPPORTUNITIES CONNECT SYSTEM INDICATORS

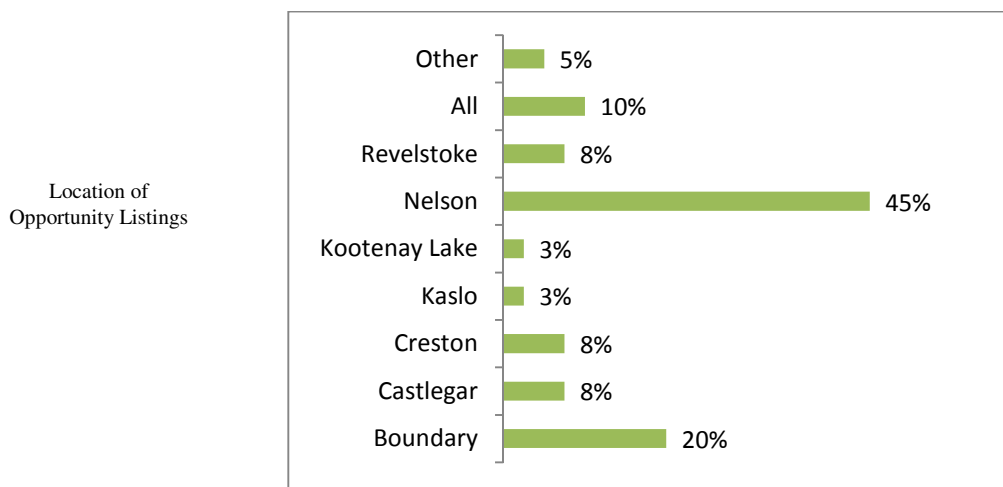
The investors-opportunities CONNECT system is a secure, free online tool that pairs investors with regional opportunities

215,430 hits, and 4,597 visits, 6,910 page visits, and 194,679 files viewed in 2009

175 users are registered with the CONNECT system, including 117 investors and 58 opportunity holders

40 investment opportunities seeking in excess of \$6 million were listed, with 6 investments realized to date

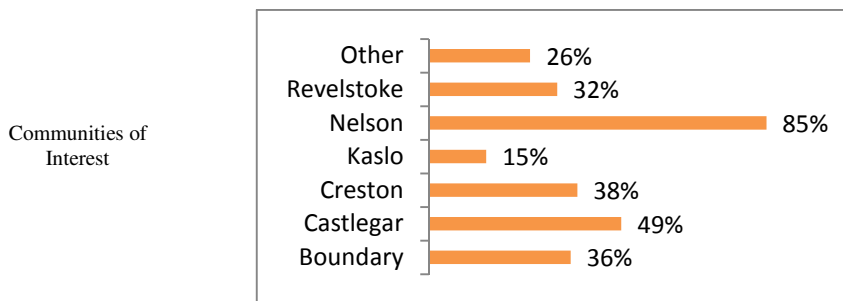
45% of listings are located in Nelson, followed by the Boundary region (20%), 'all' partner communities (10%), Castlegar (8%), Creston (8%), Revelstoke (8%), 'other' (5%), Kaslo (3%) and Kootenay Lake (3%)



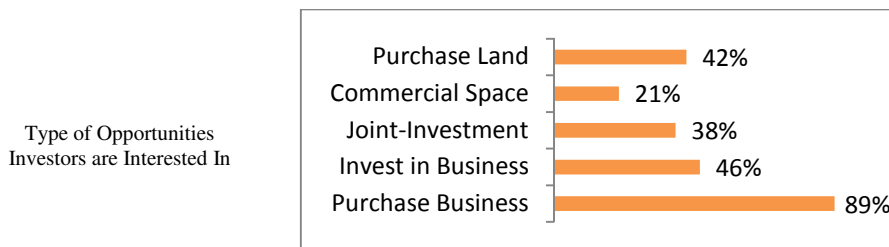
75% of listings are related to 'businesses for sale', 19% to 'joint-investments', 16% to 'investing in a business', 9% to 'commercial listings', and 6% to 'purchasing land'



117 investors representing \$56 million are registered on the CONNECT system, with 85% interested in Nelson, 49% in Castlegar, 38% in Creston, 36% in Boundary, 32% in Revelstoke, 26% in non-partner communities, and 15% in Kaslo



89% of investors are interested in 'businesses for sale', 46% in 'investing in a business', 42% in purchasing land, 38% in joint-investments, and 21% in commercial space



35% of investors were from the Kootenay Region, 21% from elsewhere in BC, 25% from Alberta, 6% from Ontario, 4% from elsewhere in Canada, and 9% from other countries (US, India, France, Germany, Scotland, Netherlands, and Saudi Arabia)

